










# Exam Item Analysis Report

Report Run Date 10/10/2008

Page 1 of 1

<b>Instructor</b>	Bandyop	<b>Class</b>		<b>Total Score Possible</b>	10.00	<b>Exams Graded</b>	12
<b>Exam Name</b>	Operation Mgmt	<b>Grade Level</b>		<b>Highest Score</b>	7 - 70.0%	<b>Average</b>	4.7 - 47.0%
<b>Exam Date</b>	08/2008	<b>Exam ID</b>	Core Concept Exam	<b>Lowest Score</b>	2 - 20.0%	<b>Median</b>	4.5 - 45.0%

Correct answers are shown in bold						Blanks	Correct	Percentage Incorrect
Q46	A (0, 0%)	B (1, 8%)	C (0, 0%)	<b>D (11, 92%)</b>	E (0, 0%)	(0, 0%)	11, 92%	8% 
Q47	A (5, 42%)	B (1, 8%)	C (3, 25%)	<b>D (3, 25%)</b>	E (0, 0%)	(0, 0%)	3, 25%	75% 
Q48	A (2, 17%)	<b>B (6, 50%)</b>	C (0, 0%)	D (4, 33%)	E (0, 0%)	(0, 0%)	6, 50%	50% 
Q49	<b>A (6, 50%)</b>	B (2, 17%)	C (4, 33%)	D (0, 0%)	E (0, 0%)	(0, 0%)	6, 50%	50% 
Q50	A (3, 25%)	B (4, 33%)	<b>C (5, 42%)</b>	D (0, 0%)	E (0, 0%)	(0, 0%)	5, 42%	58% 
Q51	A (0, 0%)	B (7, 58%)	C (5, 42%)	<b>D (0, 0%)</b>	E (0, 0%)	(0, 0%)	0, 0%	100% 
Q52	A (1, 8%)	<b>B (9, 75%)</b>	C (2, 17%)	D (0, 0%)	E (0, 0%)	(0, 0%)	9, 75%	25% 
Q53	<b>A (1, 8%)</b>	B (4, 33%)	C (4, 33%)	D (3, 25%)	E (0, 0%)	(0, 0%)	1, 8%	92% 
Q54	A (4, 33%)	<b>B (5, 42%)</b>	C (1, 8%)	D (1, 8%)	E (0, 0%)	(1, 8%)	5, 42%	58% 
Q55	<b>A (10, 83%)</b>	B (0, 0%)	C (1, 8%)	D (0, 0%)	E (0, 0%)	(1, 8%)	10, 83%	17% 